



# Public Awareness of the Police Complaints System in Northern Ireland

Annual Survey  
2025

Published June 2026

Introduction.....	2
The Life and Times Survey.....	2
About this Report.....	3
Key Findings.....	5
Survey Findings .....	6
Awareness of the Police Ombudsman .....	6
Independence of the Police Ombudsman.....	7
Impartiality of investigation.....	8
Fairness of treatment.....	9
Effect of Police Ombudsman on policing.....	10
Appendix 1: Tables of Results.....	11
Appendix 2: Technical Notes.....	14

## **Introduction**

This statistical report presents the findings from the Police Ombudsman's module in the Northern Ireland Life and Times (NILT) survey, 2025. The results from the survey are used to monitor public awareness and confidence in the Police Ombudsman's Office (the Office).

The Office has been monitoring the public's awareness and confidence in it since 2000. Up to, and including 2017, this was measured through a module in the Northern Ireland Statistics and Research Agency's (NISRA) Omnibus survey. Since 2018 it has been measured by a survey module in the NILT survey which is jointly conducted by Queen's University and Ulster University.

This is an Official Statistics publication, which means the statistics are produced to a high standard in-line with the Code of Practice for Official Statistics and are free from political interference.

## **The Life and Times Survey**

This survey was launched by Queen's University and Ulster University in the autumn of 1998. Its mission is to monitor the attitudes and behaviour of people in Northern Ireland to provide a time-series and public record of how attitudes and behaviour develop on a wide range of social policy issues. The survey is carried out annually and run on a modular format. It aims to provide a local resource for use by the general public, trusted and independent evidence to inform policy making and a data source for a more theoretical academic and public debate.

The NILT survey is a constituent resource of ARK which is a research, policy and impact hub, based jointly in Queen's University and Ulster University. ARK runs a suite of three surveys, including the NILT survey, to record the attitudes of people of all ages in Northern Ireland to the key issues affecting their lives. Information on this survey and others, along with detailed technical notes can be found on the ARK website ([ARK Website Link](#)).

## About this Report

This report provides information from the Police Ombudsman's module in the 2025 NILT survey. Data collection was conducted between 26<sup>th</sup> September 2025 and 14<sup>th</sup> December 2025. In 2020, the survey was transitioned to a push-to-web methodology because of the COVID-19 pandemic, and this approach was retained in subsequent years. A large-scale Computer Assisted Web Interviewing (CAWI) survey was developed and this was supplemented with Computer Assisted Telephone Interviews (CATI) (see Appendix 2: Technical notes, page 14 for more details).

The Police Ombudsman's module has five questions;

1. Have you heard of the Police Ombudsman for Northern Ireland?
2. Do you think the Police Ombudsman for Northern Ireland is part of the police or independent of the police?
3. How confident are you that the Police Ombudsman for Northern Ireland deals with complaints against the police in an impartial way?
4. If you were to make a complaint against a police officer to the Police Ombudsman, do you think you would be treated fairly?
5. Do you think the Police Ombudsman of Northern Ireland will help ensure that the police do a good job?

The results for each question have been presented in this report by gender, age group and religion. Also included in this report is a comparison for the questions asked in the survey with the five previous years (2020, 2021, 2022, 2023 & 2024). Comparisons have not been made for age group, gender or religion with the previous years, however tables of data are included in this report (Appendix 1, Page 11) and in the accompanying excel spreadsheet (Accompanying excel spreadsheet 2018 to 2025) if the reader wishes to carry out further analysis.

It should be noted that a larger proportion of respondent's answer the questions with "don't know" in the NILT survey than would have been seen in the previous Omnibus surveys. For this reason, the "don't know" answers are excluded from the analysis of the results.

Percentages in the tables may not add to 100% due to rounding. Unweighted base numbers within the tables will vary due to the exclusions of "don't know" responses.

Statistical significance tests have been carried out on the findings and differences are reported where they have been found to be statistically significant at the 5% ( $p < 0.05$ ) level of probability (two tailed). This means that for any observed result that is found to be statistically significant, one can be 95% confident that this has not happened by chance.

The results from this year's survey along with the previous years, have been published in an excel spreadsheet (Accompanying Excel Spreadsheet 2018 to 2025) and the results from the previous Omnibus surveys are available in a different excel spreadsheet (Accompanying Excel Spreadsheet Omnibus Data up to 2017). Both of these spreadsheets are available on the Office website, details of which are provided on the back page of this report.

Detailed notes have been supplied, which provide an account of the technical aspects of the survey, including the origin of the sample, response rates and its representativeness (see Appendix 2: Technical Notes, page 14).

We are always keen to receive feedback on all our statistical publications. If you have any feedback or comments on this report, we would like to hear them. Please contact us by email at: [info@policeombudsman.org](mailto:info@policeombudsman.org) or see our alternative contact details on the back page of this report.

## **Key Findings**

The results from the survey are used by the Office to monitor public awareness and confidence in it.

### ***Q1. Have you heard of the Police Ombudsman for Northern Ireland?***

- 91% of respondents had heard of the Police Ombudsman's Office.

### ***Q2. Do you think the Police Ombudsman for Northern Ireland is part of the police or Independent of the police?***

- 88% of respondents, who had heard of the Police Ombudsman's Office, were aware that it is independent from the police.

### ***Q3. How confident are you that the Police Ombudsman for Northern Ireland deals with complaints against the police in an impartial way?***

- 62% of respondents, who had heard of the Police Ombudsman's Office, were confident that complaints were dealt with in an impartial way.

### ***Q4. If you were to make a complaint against a police officer to the Police Ombudsman, do you think you would be treated fairly?***

- 72% of respondents, who had heard of the Police Ombudsman's Office, felt they would be treated fairly if they made a complaint.

### ***Q5. Do you think that the Police Ombudsman for Northern Ireland will help ensure that the police do a good job?***

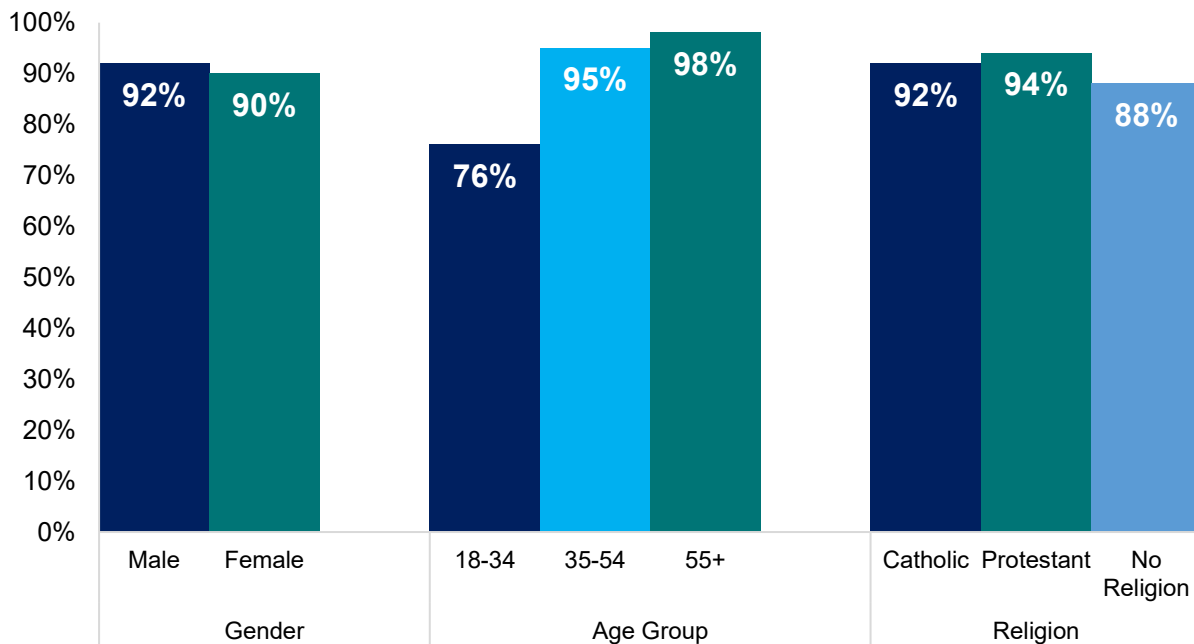
- 71% of respondents, who had heard of the Police Ombudsman's Office, felt the Office would help ensure the police do a good job.

## Survey Findings

### Awareness of the Police Ombudsman

In 2025, just over nine out of ten respondents stated that they had heard of the Police Ombudsman for Northern Ireland. Results have shown that awareness of the Office has been consistently high over the last number of years with an average of 91% awareness being reported since 2021. In 2020 and 2019 the highest and lowest levels of awareness were reported; 95% and 86% respectively.

**Figure 1: Awareness of the Police Ombudsman for Northern Ireland by Gender, Age and Religion, 2025**



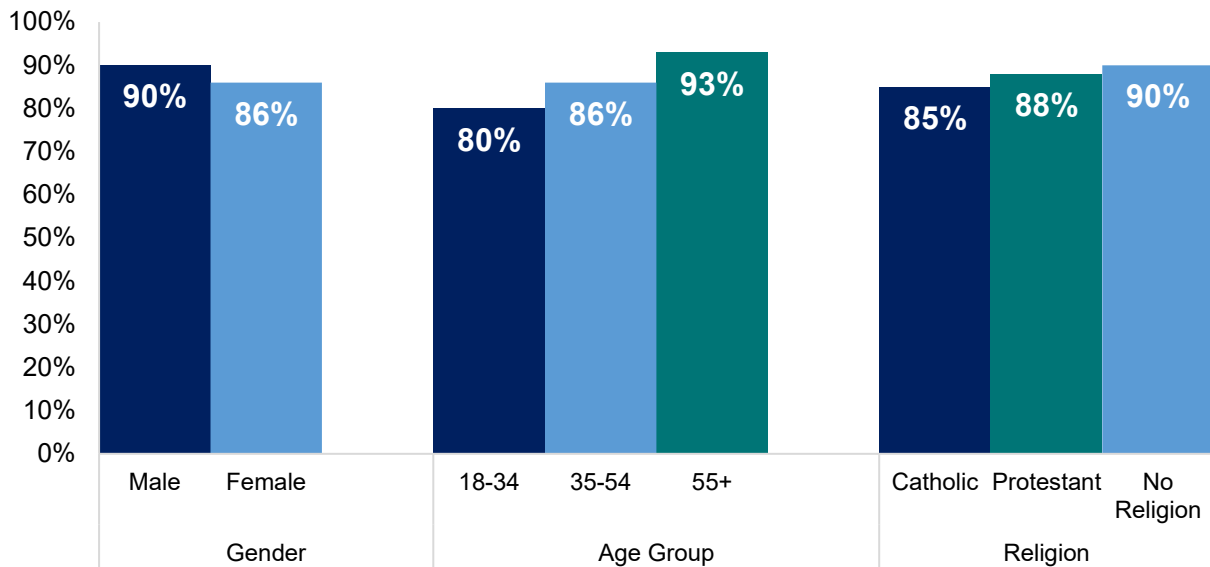
- Awareness of the Office was similar among male and female respondents.
- Younger respondents, i.e. those aged 34 and under, were less likely to be aware of the Office than older respondents. Respondents aged 55 or more were most likely to be aware of the Office.
- Awareness of the Office was similar between Catholic and Protestant respondents. However, those respondents who reported to have 'No Religion' were less likely to be aware of the Office when compared with Protestant respondents.

**NOTE: The following results are based only on respondents that answered 'yes' to the question 'Have you heard of the Police Ombudsman for Northern Ireland?'**

## Independence of the Police Ombudsman

In 2025, of those respondents who had heard of the Office, just under nine out of ten respondents thought it was independent from the police. Awareness of the Office's independence has generally been high over the last number of years ranging from 88% in a number of years to a high of 92% in 2020.

**Figure 2: Perception of independence of the Office by Gender, Age and Religion, 2025**

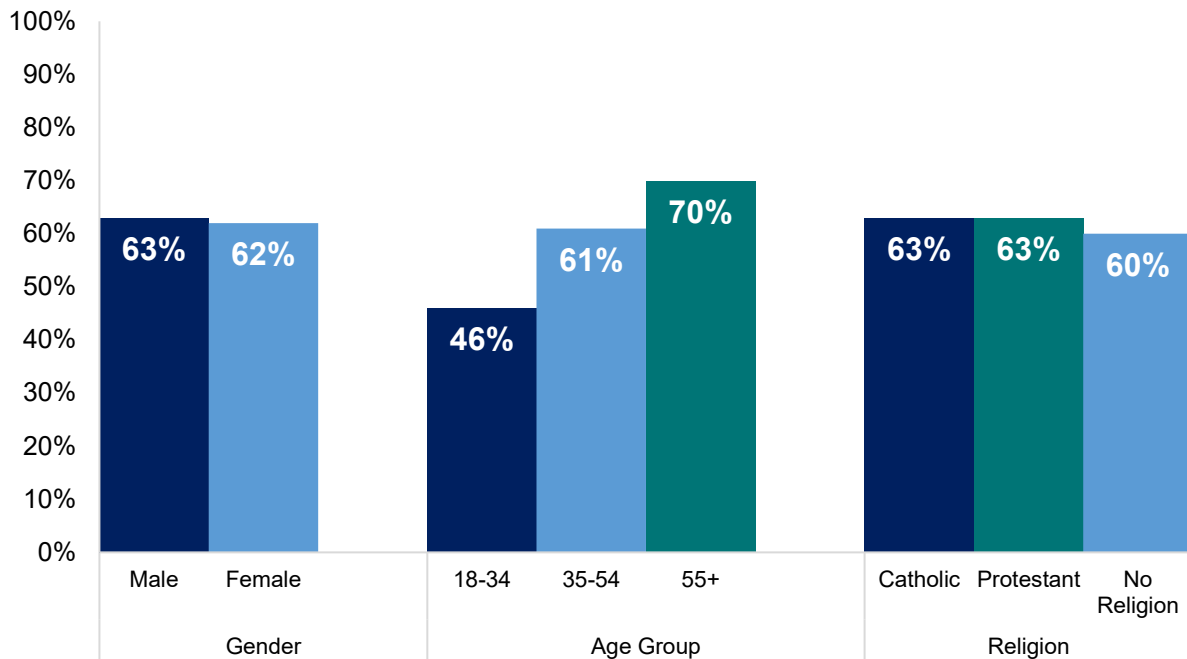


- Male respondents were more likely than female respondents to believe the Office is independent from the police.
- Perception of the Office's independence was highest amongst those respondents aged 55 and over when compared with those aged under 55.
- Perception of the Office's independence was similar amongst respondents in each of the religion categories.

## Impartiality of investigation

In 2025, just over three fifths of respondents, who had heard of the Police Ombudsman, were confident that complaints were dealt with impartially. Although this year's result is similar to the result reported in 2023, it is the lowest level reported since 2018.

**Figure 3: Level of confidence that the Police Ombudsman deals with complaints in an impartial way by Gender, Age and Religion, 2025**

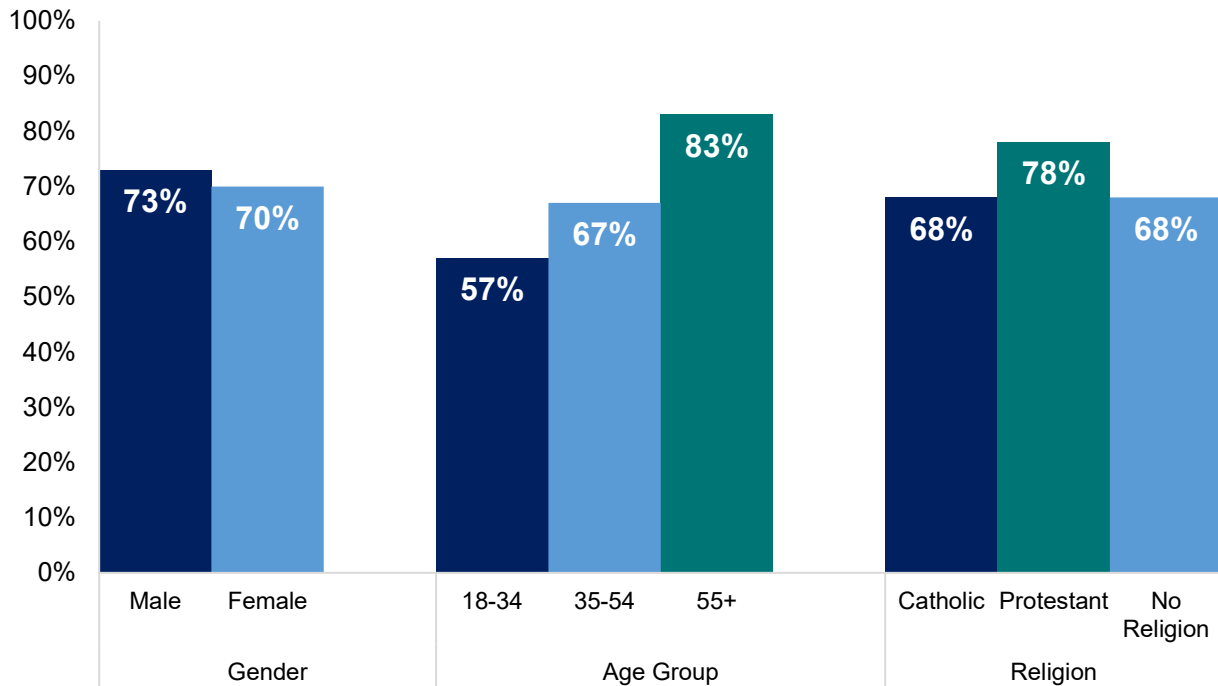


- Male and female respondents were equally as confident to feel the Police Ombudsman deals with complaints impartially.
- Younger respondents i.e. those aged 18 to 34, were less confident that the Police Ombudsman deals with complaints impartially when compared with older respondents. Respondents in the 55+ age group were the most confident to feel that complaints were dealt with impartially.
- Respondents in each of the religious categories were equally confident to believe in the Office's impartial handling of complaints.

## Fairness of treatment

In 2025, just under three quarters of respondents felt they would be treated fairly if they made a complaint to the Office. Perception of fair treatment has fluctuated over the years, ranging from a low of 72% being reported in 2025 to a high of 86% in 2019.

**Figure 4: Perception of fair treatment when making a complaint by Gender, Age and Religion, 2025**

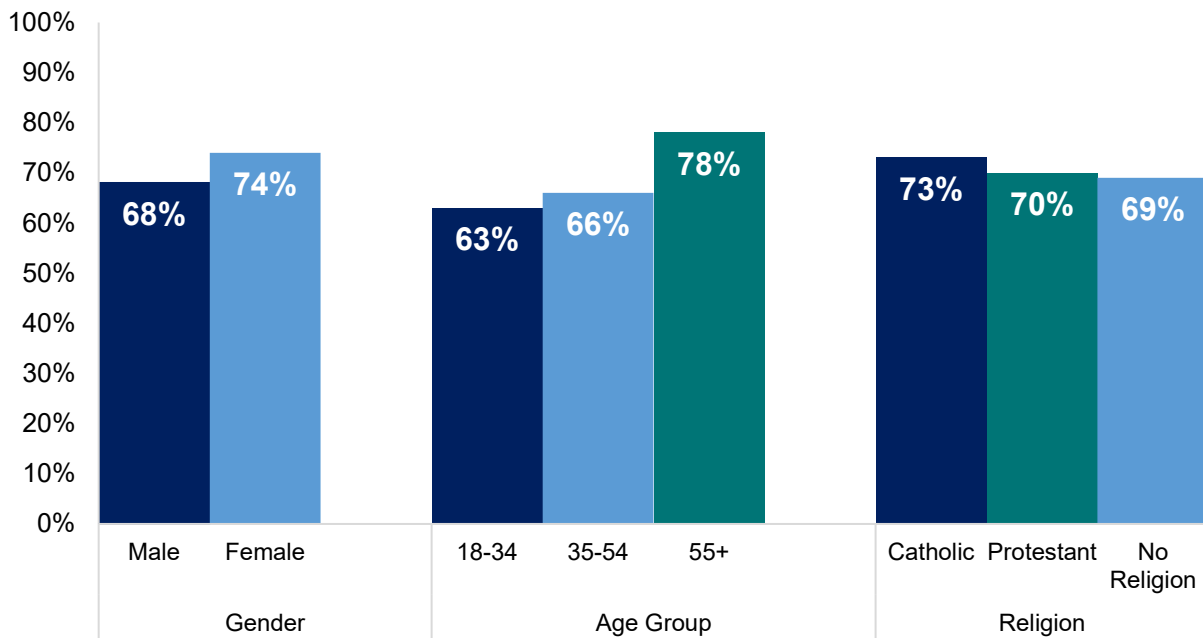


- Male respondents were just as likely as female respondents to think they would be treated fairly if they made a complaint to the Office.
- Younger respondents were less likely to think that they would be treated fairly if they made a complaint to the Office when compared with respondents in the two older age groups. Those aged 55 and over were the most likely to think they'd be treated fairly by the Office.
- Protestant respondents were more likely to think they would be treated fairly if they made a complaint to the Office than Catholic respondents and those who reported to have No Religion.

## Effect of Police Ombudsman on policing

In 2025, just over seven out of ten respondents thought that the Police Ombudsman would help ensure that the police in Northern Ireland do a good job. Although this is similar to the result reported in 2023, it is the lowest level reported since 2018. In 2019, the highest proportion of respondents felt the Office would help ensure the police do a good job.

**Figure 5: Perception that the Police Ombudsman will help ensure that the police do a good job by Gender, Age and Religion, 2025**



- Male and female respondents were equally likely to think that the Police Ombudsman helps ensure the police do a good job.
- Respondents aged 55 and over were more likely to think that the Police Ombudsman helps ensure the police do a good job when compared with respondents aged 18 to 54.
- Respondents from each of the religion categories were equally likely to think the Police Ombudsman would help ensure the police do a good job.

## Appendix 1: Tables of Results<sup>1</sup>

**Table 1: Have you heard of the Police Ombudsman for Northern Ireland, 2025?**

	% weighted
Aware	91.2%
Not aware	8.8%
Total survey respondents (unweighted)	1,221

**Table 2: Awareness of the Police Ombudsman for Northern Ireland by gender, 2025.**

	% weighted
Male	92.2%
Female	90.2%
Total survey respondents (unweighted)	1,217

**Table 3: Awareness of the Police Ombudsman for Northern Ireland by age group, 2025.**

	% weighted
18-34	76.1%
35-54	94.7%
55+	98.1%
Total survey respondents (unweighted)	1,218

**Table 4: Awareness of the Police Ombudsman for Northern Ireland by religion, 2025.**

	% weighted
Catholic	91.9%
Protestant	94.5%
No Religion	88.2%
Total survey respondents (unweighted)	1,160

**Table 5: Do you think the Police Ombudsman is part of the police or independent, 2025?**

	% weighted
Independent of the police	87.9%
Part of the police	12.1%
Total survey respondents (unweighted)	1,040

**Asked to those who were aware of the Police Ombudsman**

**Table 6: Independence of the Police Ombudsman by gender, 2025.**

	% weighted
Male	90.5%
Female	85.7%
Total survey respondents (unweighted)	1,036

**Asked to those who were aware of the Police Ombudsman**

**Table 7: Independence of the Police Ombudsman by age group, 2025.**

	% weighted
18-34	79.9%
35-54	85.6%
55+	93.2%
Total survey respondents (unweighted)	1,037

**Asked to those who were aware of the Police Ombudsman**

<sup>1</sup> More detailed tables of results, along with results from 2018, 2019, 2020, 2022, 2023 & 2024 are available in an excel spreadsheet (accompanying excel spreadsheet 2018 to 2025) on the Police Ombudsman's website.

**Table 8: Independence of the Police Ombudsman by religion, 2025.**

	% weighted
Catholic	85.0%
Protestant	88.2%
No Religion	89.6%
Total survey respondents (unweighted)	996

**Asked to those who were aware of the Police Ombudsman**

**Table 9: How confident are you that the Police Ombudsman deals with complaints impartially, 2025?**

	% weighted
Very confident	9.9%
Confident	52.3%
Total confident	62.2%
Not very confident	25.9%
Not at all confident	11.9%
Total not confident	37.8%
Total survey respondents (unweighted)	980

**Asked to those who were aware of the Police Ombudsman**

**Table 10: Confidence the Police Ombudsman deals with complaints impartially by gender, 2025.**

	% weighted
Male	62.9%
Female	62.0%
Total survey respondents (unweighted)	976

**Asked to those who were aware of the Police Ombudsman**

**Table 11: Confidence the Police Ombudsman deals with complaints impartially by age group, 2025.**

	% weighted
18-34	46.4%
35-54	61.5%
55+	69.8%
Total survey respondents (unweighted)	977

**Asked to those who were aware of the Police Ombudsman**

**Table 12: Confidence the Police Ombudsman deals with complaints impartially by religion, 2025.**

	% weighted
Catholic	62.8%
Protestant	63.3%
No religion	60.1%
Total survey respondents (unweighted)	940

**Asked to those who were aware of the Police Ombudsman**

**Table 13: If you made a complaint, do you think you'd be treated fairly, 2025?**

	% weighted
Yes	71.8%
No	28.2%
Total survey respondents (unweighted)	708

**Asked to those who were aware of the Police Ombudsman**

**Table 14: Perception of fair treatment by gender, 2025.**

	% weighted
Male	73.4%
Female	70.3%
Total survey respondents (unweighted)	706

**Asked to those who were aware of the Police Ombudsman**

**Table 15: Perception of fair treatment by age group, 2025.**

	% weighted
18-34	56.9%
35-54	67.4%
55+	83.4%
Total survey respondents (unweighted)	705

**Asked to those who were aware of the Police Ombudsman**

**Table 16: Perception of fair treatment by religion, 2025.**

	% weighted
Catholic	67.6%
Protestant	78.1%
No religion	68.3%
Total survey respondents (unweighted)	684

**Asked to those who were aware of the Police Ombudsman**

**Table 17: Do you think the Police Ombudsman will help police do a good job, 2025?**

	% weighted
Yes	70.6%
No	29.4%
Total survey respondents (unweighted)	745

**Asked to those who were aware of the Police Ombudsman**

**Table 18: Police Ombudsman will help police do a good job by gender, 2025.**

	% weighted
Male	67.8%
Female	73.9%
Total survey respondents (unweighted)	742

**Asked to those who were aware of the Police Ombudsman**

**Table 19: Police Ombudsman will help police do a good job by age group, 2025.**

	% weighted
18-34	62.5%
35-54	66.2%
55+	78.3%
Total survey respondents (unweighted)	742

**Asked to those who were aware of the Police Ombudsman**

**Table 20: Police Ombudsman will help ensure the police do a good job by religion, 2025.**

	% weighted
Catholic	73.4%
Protestant	69.9%
No Religion	68.8%
Total survey respondents (unweighted)	715

**Asked to those who were aware of the Police Ombudsman**

## Appendix 2: Technical Notes

The technical information has been provided by ARK and is for the NILT 2025 survey.

The survey involved 1,244 interviews with adults aged 18 years or over. A large-scale Computer Assisted Web Interviewing (CAWI) survey was developed and this was supplemented with Computer Assisted Telephone Interviews (CATI). This ensured the survey was as inclusive as possible and presented participants with a range of ways in which they could complete the survey.

All interviews whether online or via the telephone were conducted by Ipsos UK interviewers. The fieldwork was split into two phases; a pilot phase which was used to assess the reliability and accuracy of the questionnaire, followed by the mainstage fieldwork.

The sample for the 2025 survey consisted of a stratified random sample of addresses selected from the Postcode Address File (PAF) database of addresses. The PAF is the most widely used sample frame for high quality social surveys in the UK. It is the most up-to-date and complete listing of addresses which is maintained by Royal Mail. It provides a good sampling frame of addresses; however, it lacks information on household size, thus requiring further selection processes to be applied to convert the listing of addresses to a listing of individuals, from which, one person (the 'selected respondent') can be chosen to complete the survey.

All 8,000 addresses drawn from the PAF were included in the scope of research. The person to be interviewed was randomly selected using the 'next birthday' rule. Each letter sent to the selected addresses clearly stated that the survey should be completed by one adult and if more than one adult in the household, then the next birthday rule was applied (i.e. the adult with the next birthday should complete the survey). A total of 1,244 persons co-operated fully representing a response rate of 16%.

Table 21 (page 16) sets out sampling errors and confidence intervals at the 95% confidence level relating to a Systematic Random Sample design as used in the survey. Note the margin of error for all sample estimates is within the parameters of  $\pm 2.8\%$

**Table 21: Sampling errors and confidence intervals for key variables (unweighted data)**

		%	Margin of Error	95% Confidence limits
Age	18 to 24	5.1	1.2	3.9 to 6.3
	25 to 34	15.8	2.0	13.8 to 17.8
	35 to 44	18.4	2.1	16.2 to 20.6
	45 to 54	17.8	2.1	15.7 to 19.9
	55 to 64	17.5	2.1	15.4 to 19.6
	65 & over	25.0	2.4	22.6 to 27.4
Sex	Male	42.3	2.7	39.6 to 45.0
	Female	57.4	2.7	54.7 to 60.1
Religion	Catholic	30.2	2.6	27.6 to 32.8
	Protestant	39.1	2.7	36.4 to 41.8
	None	25.2	2.4	22.8 to 27.6
	Other	5.5	1.2	4.2 to 6.8

The data are weighted to allow for the disproportionate household size and to ensure representation of the general population of Northern Ireland.

The 'no religion' category in this report includes those respondents who reported to have 'no religion', those who reported a religion that was not Catholic or Protestant (other religion) and those whose religion was not stated.

ARK also publish the survey results. They will be released publically on the internet on the 04<sup>th</sup> June 2026. The NILT website is the key source of information relating to the survey. This includes background information, datasets, questionnaires, technical notes and publications relating to all survey years. In addition, frequencies for every question and a breakdown by age, gender and religion are also available online. The NILT website can be accessed by selecting the following link: <http://www.ark.ac.uk/nilt>.

Additional copies of this and other publications are available from:

Information and Communications Unit  
Police Ombudsman for Northern Ireland  
New Cathedral Buildings  
11 Church Street Belfast  
BT1 1PG

Telephone: 028 9082 8600

Email: [info@policeombudsman.org](mailto:info@policeombudsman.org)

These publications and other information about the work of the Police Ombudsman for Northern Ireland are also available on the Internet at:

[Statistics & Research | Police Ombudsman NI](#)