



Annual Report on  
Police Officer Satisfaction  
with services provided by the  
Police Ombudsman's Office  
2022/23

Published: June 2023

## **Contents**

Contents .....	2
Introduction .....	3
Main Findings.....	4
Results .....	5
Appendix 1: Results .....	8
Appendix 2: Notes to readers .....	12
Appendix 3: Police Officer Satisfaction Survey Questions .....	13

## **Introduction**

This is an Official Statistics publication. Official Statistics are produced to high professional standards set out in the Code of Practice for Statistics. They undergo regular validation checks to ensure that they meet customer needs. They are produced free from any political interference.

The Office of the Police Ombudsman for Northern Ireland (the Office) was set up by the Police (Northern Ireland) Act 1998 in order to provide an independent system for investigating complaints against the police in Northern Ireland. The Police Ombudsman is committed to providing an independent and impartial investigation process of the highest quality, which is timely and secures the confidence of both the public and police.

This report presents the findings from the Police Officer Survey conducted over the three week time period 17<sup>th</sup> April 2023 to the 05<sup>th</sup> May 2023. It includes information collected from officers who were subject of an investigation which was subsequently closed during 2022/23 and compares the findings to results obtained for the previous years<sup>1</sup>. Throughout this report when there is reference made to officers/police officers the reader should be aware that this includes civilian staff. Designated civilians became direct employees of the PSNI in September 2017, therefore since the beginning of 2018/19, complaints about ‘designated civilians’ were recorded as a complaint about the PSNI.

In this report, comparisons have been made between the results for this year’s survey and the results obtained for previous years. Trend data is available for the eight years that the survey has been carried out in the tables outlined in Appendix 1: Results, page 8. This data is also available in the “Accompanying Excel Spreadsheet – Police Officer Survey 2022/23”<sup>2</sup> should the reader wish to carry out further analysis on the findings of this year’s survey. Comparisons for previous year’s surveys have already been detailed in reports published in that particular reporting year. These reports are all available on the Office’s website (details are on the back page of this report).

---

<sup>1</sup> This is the eighth year that the police officer satisfaction survey was carried out electronically; therefore comparisons can only be made with the previous seven years. The survey was not carried out in 2019/20 due to the Covid-19 pandemic and subsequent closure of the Office.

<sup>2</sup> The Accompanying Excel Spreadsheet is available on our [website](#).

## **Main Findings**

- Officers had positive views of Ombudsman staff with regards to how they were treated, both respectfully and fairly. They also felt our staff were easy to understand and knowledgeable.
- Officers were more likely to be satisfied with the manner in which they were treated, the clarity of our correspondence and the explanation of the process than they were with the frequency of progress updates and the overall time taken to resolve the complaint.
- Seven out of ten officers surveyed felt their complaint was dealt with independently.
- Just over a half of officers felt that the police complaints system makes the police more accountable.

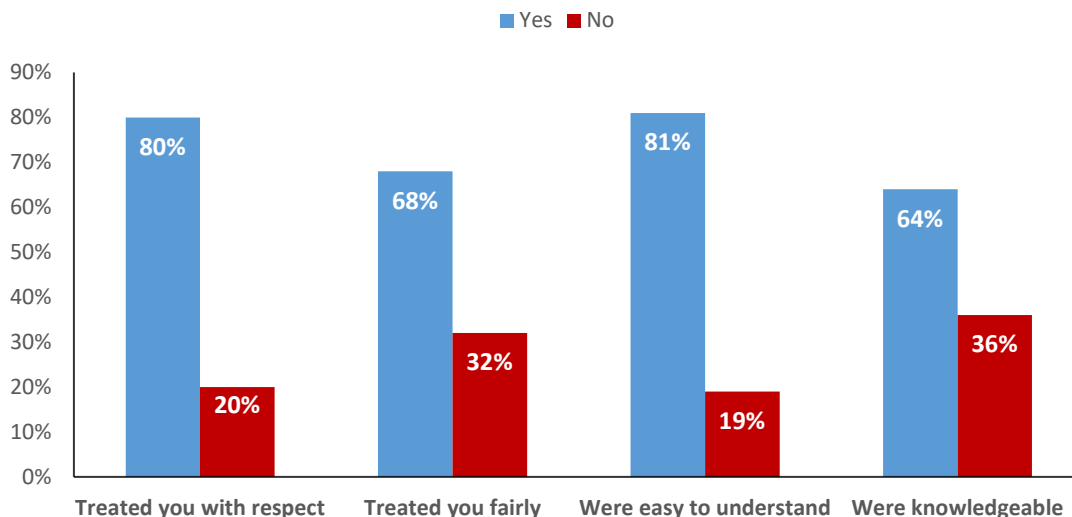
## Results

### Perception of Ombudsman staff

Police officers were asked if they spoke to a member of staff and, if they had, how staff had appeared to them in relation to a number of characteristics. In 2022/23, 68% of officers said that they had spoken to a member of staff and of these:

- 80% thought they were treated with respect,
- 68% thought they were treated fairly,
- 81% thought staff were easy to understand and
- 64% thought staff were knowledgeable (Figure 1).

Figure 1: Police officer perception of Ombudsman staff, 2022/23



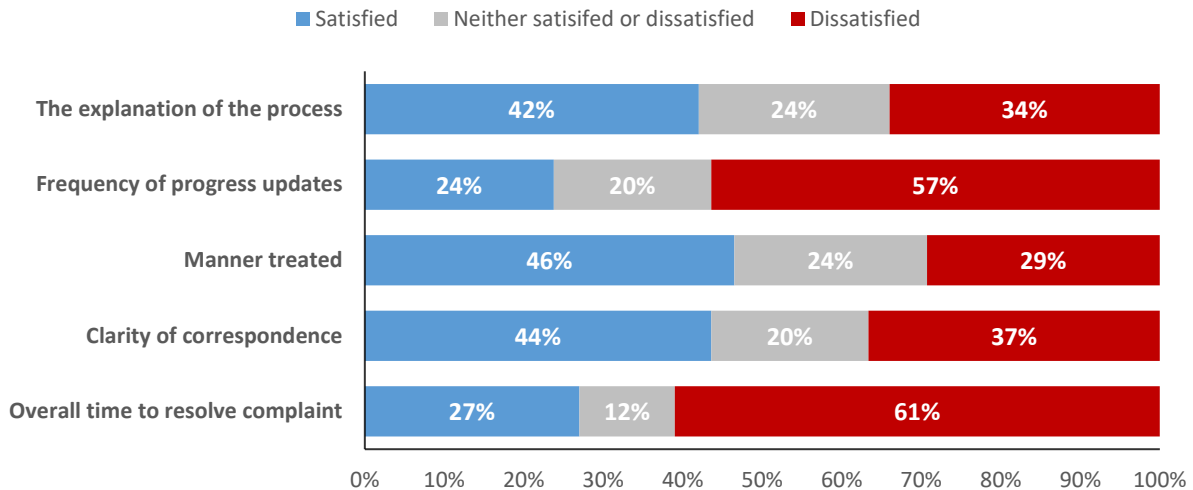
In 2022/23, results showed that officers were less likely to feel they were treated with respect, treated fairly, that staff were easy to understand and were knowledgeable than they were for other years (see Appendix 1, Tables 1 to 4). There are some exceptions where results reported this year were similar to previous years:

- The percentage of officers who felt staff treated them with respect this year, is similar to that reported in 2018/19 and,
- The percentage of officers who felt staff were easy to understand in 2022/23 is similar to the levels reported in 2017/18, 2020/21 and 2021/22.

### Level of satisfaction with aspects of the complaints process<sup>3</sup>

In 2022/23, as seen in previous years, a larger proportion of officers were satisfied with the manner in which they were treated, the clarity of our correspondence and the explanation of the process given to them than they were with the frequency of progress updates and the overall time taken to resolve the complaint (Figure 2).

Figure 2: Officer Satisfaction with aspects of the complaints process, 2022/23



- The percentage of officers dissatisfied with the explanation of the process in 2022/23 was similar to last year but has increased when compared with the six years between 2014/15 and 2020/21.
- The percentage of officers that were dissatisfied with the frequency of updates was higher in the last three years when compared with the five years between 2014/15 and 2018/19.
- In 2022/23, the percentage of officers who were dissatisfied with the manner of treatment was higher when compared with previous years, apart from in 2017/18 when a similar level of dissatisfaction was reported.
- With respect to the clarity of our correspondence, officers were just as satisfied this year as they were in previous years.
- The percentage of officers dissatisfied with the overall time taken to resolve their complaint in 2022/23 was similar to last year however this has increased when compared with the six years between 2014/15 and 2020/21 (see Appendix 1, Tables 5 to 9).

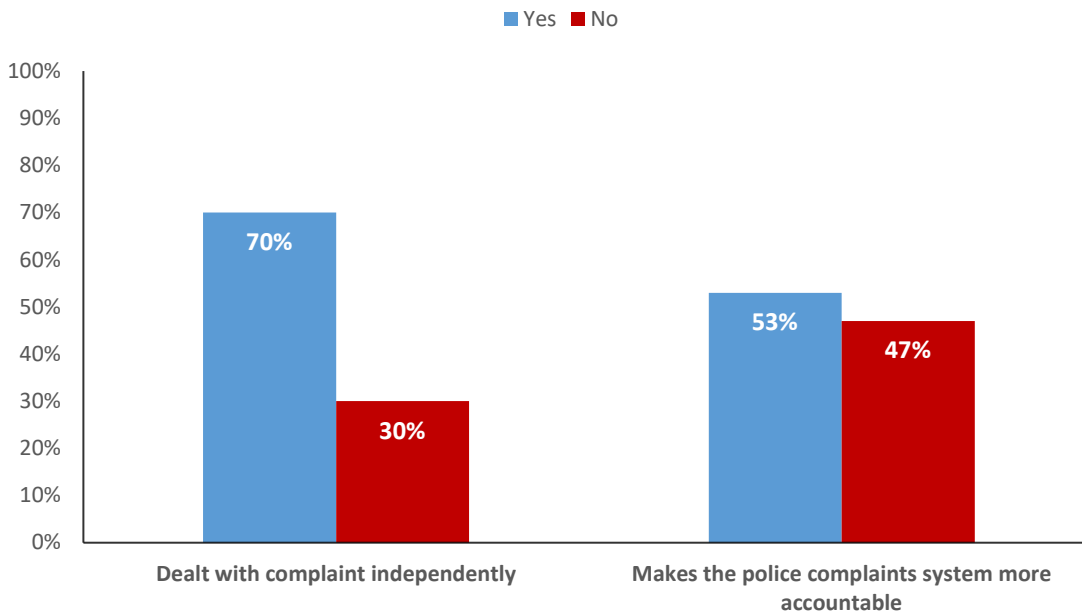
<sup>3</sup>Note: Some of the changes in satisfaction and dissatisfaction levels observed may be as a result of increasing the Likert scale from three to five responses in 2017/18.

## Independence and Accountability

In 2022/23:

- Seven out of ten officers felt that the Police Ombudsman’s Office dealt with their complaint independently.
- Over half of officers felt that the police complaints system makes the police more accountable (Figure 3).

*Figure 3: Deals with complaints independently and makes police more accountable, 2022/23*



### Independence

In 2022/23, the proportion of police officers who thought the Office dealt with the complaint made about them independently has decreased from last year, but is similar to the results reported in the years 2016/17 to 2020/21 (see Appendix 1, Table 10).

### Accountability

The proportion of officers that thought the police complaints system makes police more accountable is similar to last year and the three years between 2015/16 and 2017/18. It has however decreased when compared with the other years the survey was carried out (see Appendix 1, Table 11).

## Appendix 1: Results

### Police officer perception of Ombudsman staff

**Table 1: Were you treated with respect?**

Answer	2014/15	2015/16	2016/17	2017/18	2018/19	2019/20	2020/21	2021/22	2022/23
Yes	91%	89%	89%	89%	87%	N/A	91%	88%	80%
No	9%	11%	11%	11%	13%	N/A	9%	12%	20%
No. of respondents	454	397	418	238	248	N/A	117	218	165

Asked to officers who had spoken to a staff member

**Table 2: Were you treated fairly?**

Answer	2014/15	2015/16	2016/17	2017/18	2018/19	2019/20	2020/21	2021/22	2022/23
Yes	81%	80%	80%	78%	78%	N/A	79%	77%	68%
No	19%	20%	20%	22%	22%	N/A	21%	23%	32%
No. of respondents	454	397	418	238	248	N/A	117	218	165

Asked to officers who had spoken to a staff member

**Table 3: Were staff easy to understand?**

Answer	2014/15	2015/16	2016/17	2017/18	2018/19	2019/20	2020/21	2021/22	2022/23
Yes	92%	90%	89%	87%	90%	N/A	88%	88%	81%
No	8%	10%	11%	13%	10%	N/A	12%	12%	19%
No. of respondents	454	397	418	238	248	N/A	117	218	165

Asked to officers who had spoken to a staff member



**Table 4: Were staff knowledgeable?**

Answer	2014/15	2015/16	2016/17	2017/18	2018/19	2019/20	2020/21	2021/22	2022/23
Yes	76%	77%	76%	74%	73%	N/A	74%	77%	64%
No	24%	23%	24%	26%	27%	N/A	26%	23%	36%
No. of respondents	454	397	418	238	248	N/A	117	218	165

Asked to officers who had spoken to a staff member

## Police officer satisfaction/dissatisfaction with aspects of the complaints process

**Table 5: Satisfaction/Dissatisfaction with explanation of the process.**

Explanation of the process	2014/15	2015/16	2016/17	2017/18	2018/19	2019/20	2020/21	2021/22	2022/23
Satisfied	56%	54%	55%	58%	55%	N/A	47%	46%	42%
Neither Satisfied or Dissatisfied	29%	29%	29%	21%	23%	N/A	28%	27%	24%
Dissatisfied	15%	16%	16%	21%	23%	N/A	24%	27%	34%
No. of respondents	507	461	478	273	279	N/A	197	353	241

Asked to all officers

**Table 6: Satisfaction/Dissatisfaction with frequency of updates.**

Frequency of updates	2014/15	2015/16	2016/17	2017/18	2018/19	2019/20	2020/21	2021/22	2022/23
Satisfied	30%	32%	29%	38%	37%	N/A	28%	27%	24%
Neither Satisfied or Dissatisfied	36%	34%	33%	22%	26%	N/A	23%	22%	20%
Dissatisfied	35%	34%	38%	40%	37%	N/A	49%	50%	57%
No. of respondents	507	461	478	273	279	N/A	197	353	241

Asked to all officers

**Table 7: Satisfaction/Dissatisfaction with manner of treatment.**

<b>Manner of treatment</b>	<b>2014/15</b>	<b>2015/16</b>	<b>2016/17</b>	<b>2017/18</b>	<b>2018/19</b>	<b>2019/20</b>	<b>2020/21</b>	<b>2021/22</b>	<b>2022/23</b>
Satisfied	57%	56%	58%	60%	63%	N/A	53%	50%	46%
Neither Satisfied or Dissatisfied	27%	26%	24%	16%	15%	N/A	26%	29%	24%
Dissatisfied	16%	18%	19%	23%	22%	N/A	20%	21%	29%
No. of respondents	507	461	478	273	279	N/A	197	353	241

Asked to all officers

**Table 8: Satisfaction/Dissatisfaction with clarity of correspondence.**

<b>Clarity of correspondence</b>	<b>2014/15</b>	<b>2015/16</b>	<b>2016/17</b>	<b>2017/18</b>	<b>2018/19</b>	<b>2019/20</b>	<b>2020/21</b>	<b>2021/22</b>	<b>2022/23</b>
Satisfied	46%	47%	46%	50%	51%	N/A	43%	43%	44%
Neither Satisfied or Dissatisfied	31%	30%	31%	20%	23%	N/A	28%	28%	20%
Dissatisfied	23%	24%	24%	30%	27%	N/A	29%	29%	37%
No. of respondents	507	461	478	273	279	N/A	197	353	241

Asked to all officers

**Table 9: Satisfaction/Dissatisfaction with time taken to resolve the complaint.**

<b>Time taken to resolve complaint</b>	<b>2014/15</b>	<b>2015/16</b>	<b>2016/17</b>	<b>2017/18</b>	<b>2018/19</b>	<b>2019/20</b>	<b>2020/21</b>	<b>2021/22</b>	<b>2022/23</b>
Satisfied	31%	33%	32%	40%	41%	N/A	29%	25%	27%
Neither Satisfied or Dissatisfied	30%	27%	26%	21%	20%	N/A	21%	20%	12%
Dissatisfied	39%	41%	42%	40%	39%	N/A	50%	54%	61%
No. of respondents	507	461	478	273	279	N/A	197	353	241

Asked to all officers

## Police officer Perception of Police Ombudsman Independence and accountability

**Table 10: Did we deal with the complaint independently?**

Answer	2014/15	2015/16	2016/17	2017/18	2018/19	2019/20	2020/21	2021/22	2022/23
Yes	80%	79%	76%	71%	75%	N/A	78%	80%	70%
No	20%	21%	24%	29%	25%	N/A	22%	20%	30%
No. of respondents	507	461	478	273	279	N/A	197	353	241

Asked to all officers

**Table 11: Do you feel the police complaints system makes police more accountable?**

Answer	2014/15	2015/16	2016/17	2017/18	2018/19	2019/20	2020/21	2021/22	2022/23
Yes	62%	60%	57%	58%	65%	N/A	63%	57%	53%
No	38%	40%	43%	42%	35%	N/A	37%	43%	47%
No. of respondents	507	461	478	273	279	N/A	197	353	241

Asked to all officers

## **Appendix 2: Notes to readers**

### **The survey**

This is the eighth year the Office has carried out an electronic survey of police officers and civilian staff who had been the subject of an investigation which was subsequently closed during the reporting year i.e. complaints closed between 01<sup>st</sup> April 2022 and the 31<sup>st</sup> March 2023. The identity of the officers surveyed at the end of 2022/23 was extracted from the Office's Case handling System (CHS).

Police Service of Northern Ireland (PSNI) software was used to carry out the survey with their Statistics Branch facilitating this on our behalf. A total of 744 officers were emailed a link to the survey. This link remained opened for three weeks (17<sup>th</sup> April 2023 to the 05<sup>th</sup> May 2023). A total of 241 responses were submitted. This represents a response rate of 32%.

The "Satisfied" category in Tables 5 to 9 in Appendix 1, includes the categories of "Very satisfied" and "Satisfied", while the category on "Not satisfied" includes "Dissatisfied" and "Very dissatisfied".

### **Data use:**

The data collected are used by the Office to monitor and evaluate the service provided to those police officers who have been subject to a complaint and identify any issues that arise in a timely manner. This allows the Office to fulfil its statutory duty to secure the confidence of the police in the complaints handling process.

## Appendix 3: Police Officer Satisfaction Survey Questions

### Question 1:

Did you speak to a member of the Police Ombudsman's staff?

Answer 'Yes' or 'No'

***If you spoke to a member of staff.....***

### Question 2:

Did you think the member of Police Ombudsman's staff...

- Treated you with respect
- Treated you fairly
- Were easy to understand
- Were knowledgeable

Answer 'Yes' or 'No'

### Question 3:

How satisfied or dissatisfied were you with each of the following aspects of service?

- The explanation of the process given to you
- How often you were updated with progress
- The manner in which you were treated
- The clarity of our correspondence
- The overall time taken to resolve the complaint

Answer 'Very satisfied', 'Satisfied', 'Neither satisfied nor dissatisfied', 'Dissatisfied' or 'Very dissatisfied'

### Question 4:

Do you think we dealt with your complaint independently?

Answer 'Yes' or 'No'

### Question 5:

Do you feel the police complaints system makes the police more accountable?

Answer 'Yes' or 'No'

**If you have any further comments regarding your contact with the Police Ombudsman's Office, please detail them below.**



**Additional copies of this and other publications are available from:**

Information and Communication Unit  
Police Ombudsman for Northern Ireland  
New Cathedral Buildings  
11 Church Street  
Belfast  
BT1 1PG

**Telephone:** 028 9082 8634  
**Textphone:** 028 9082 8756  
**Witness Appeal Line:** 0800 0327 880  
**Email:** [info@policeombudsman.org](mailto:info@policeombudsman.org)

These publications and other information about the work of the Police Ombudsman for Northern Ireland are also available on the Internet at:  
**Website:** <http://www.policeombudsman.org>